











Native Grasses & Sedges Suitable for Zone 4

 <p>Little Bluestem</p>	<p>Blue-green color in the summer and, after the first frost, it turns beautiful shades of brown, copper, and crimson that will remain all winter</p>	<p>3'</p>	<p>Full</p>	<p>Medium, Medium-Dry, Dry</p>
 <p>Woolgrass</p>	<p>Wool Grass often forms colonies of plants.</p>	<p>Up to 5'</p>	<p>Full, Partial</p>	<p>Wet to moist conditions, and soil that is muddy, sandy, or gravelly. Shallow water is tolerated</p>
 <p>River Bulrush</p>	<p>Aggressive and may not be suitable for small landscape plantings; it spreads aggressively by rhizomes</p>	<p>Up to 5'</p>	<p>Full</p>	<p>Wet, Medium-Wet</p>
 <p>Dark-green Bulrush</p>	<p>Will form clumps from rhizomes and fibrous roots in the wettest of soils. A good choice for a lakeshore restoration, pond construction or rain garden.</p>	<p>Up to 5'</p>	<p>Full</p>	<p>Wet, Medium-Wet</p>
 <p>Rufous Bulrush, Pendulous Bulrush or Nodding Bulrush</p>	<p>It is relatively tall with oblong greenish brown spikelets that turn reddish brown when blooming is over at the end of the summer. Semi-aquatic leaf beetles, seed bugs, and aphids love to feed while ducks, rails and geese find important nutrition in the seeds.</p>	<p>Up to 5'</p>	<p>Full</p>	<p>Wet, Medium-Wet. Soil must remain moist -</p>

 <p>Big Bluestem</p>	<p>It is a big plant, getting over six feet tall in most situations. In a landscape it can be used as an accent. It has great fall color in the range of gold and pink.</p>	<p>Up to 7'</p>	<p>Full</p>	<p>Wet, Medium-Wet</p>
 <p>Pennsylvania Sedge</p>	<p>Fine-textured Sedge that rarely reaches heights of more than 8" when blooming</p>	<p>8"</p>	<p>Full sun -- to full shade.</p>	<p>Medium, Medium-Dry, Dry -- dry-soil tolerant</p>
 <p>Side-oats Grama</p>	<p>Rarity among native grasses in that it sports tiny attractive flowers during its summer bloom time</p>	<p>2'</p>	<p>Full, Partial</p>	<p>Medium, Medium-Dry, Dry</p>
 <p>Canada Wild Ryegrass</p>	<p>Recommended at lake/streamside</p>	<p>2 -4 '</p>	<p>Full, Partial</p>	<p>Medium-Wet, Medium, Medium-Dry, Dry</p>
 <p>Riverbank Wild Rye</p>	<p>Recommended at lake/streamside</p>	<p>2 -4 '</p>	<p>Partial, Shade</p>	<p>Medium-Wet, Medium</p>